

# CERTIFICATE OF ANALYSIS No.: 2024-13849

## CLIENT

Natural Hemp Life Sweden, Pottenborgsvägen 17  
26357 Höganäs, Sweden

## SAMPLE \*

CBD ENGÅNGSVAPE – BLUEBERRY SCONE



















Sample condition: SUITABLE  
Sample ID: 2403029  
Sample type: Viscous liquid  
Batch No.: \*

Work order: 2024-109930  
Analysis ID: 2024\_025  
Method ID: PHL\_RPC\_16C  
Method SOP: MET-LAB-001-08

Sample received: 19/01/2024  
Start of analysis: 19/01/2024  
End of analysis: 22/01/2024  
Analyst: Domen Lavriha

\* Information provided by the client.

| CANNABINOID PROFILE                                         | Concentration [% w/w] | Expanded uncertainty [% w/w] | Graphic presentation of relative cannabinoid concentration                            |
|-------------------------------------------------------------|-----------------------|------------------------------|---------------------------------------------------------------------------------------|
| <b>CBDV</b> - Cannabidivarin                                | 0.374                 | 0.067                        |    |
| <b>CBDA</b> - Cannabidiolic acid                            | < LOQ                 | n/a                          |    |
| <b>CBGA</b> - Cannabigerolic acid                           | < LOQ                 | n/a                          |    |
| <b>CBG</b> - Cannabigerol                                   | 0.49                  | 0.12                         |   |
| <b>CBD</b> - Cannabidiol                                    | 39.7                  | 2.0                          |  |
| <b>THCV</b> - Tetrahydrocannavarin                          | < LOQ                 | n/a                          |  |
| <b>CBN</b> - Cannabinol                                     | 0.126                 | 0.021                        |  |
| <b>Δ<sup>9</sup>-THC</b> - Δ-9-Tetrahydrocannabinol         | < LOQ                 | n/a                          |  |
| <b>Δ<sup>8</sup>-THC</b> - Δ-8-Tetrahydrocannabinol         | < LOQ                 | n/a                          |  |
| <b>CBL</b> - Cannabicyclol                                  | < LOQ                 | n/a                          |  |
| <b>CBC</b> - Cannabichromene                                | 0.0335                | 0.0074                       |  |
| <b>Δ<sup>9</sup>-THCA</b> - Δ-9-Tetrahydrocannabinolic acid | < LOQ                 | n/a                          |  |
| <b>CBV</b> - Cannabivarin                                   | < LOQ                 | n/a                          |  |
| <b>CBCA</b> - Cannabichromenic acid                         | < LOQ                 | n/a                          |  |
| <b>CBT</b> - Cannabicitran                                  | < LOQ                 | n/a                          |  |
| <b>CBE</b> - Cannabielsoin                                  | 0.522 #               | 0.089                        |  |

Units and abbreviations: % w/w = weight percent, < LOQ = below the limit of quantitation (0.03 % w/w), ND = not detected, n/a = not available.

The results given herein apply only to the sample as received and tested. **Expanded Uncertainty** was calculated using coverage factor  $k = 2$ , corresponding to a double standard uncertainty and characterizes the interval value in which it is possible to expect the real value with a probability of 95%. This is stated according to the ISO/IEC Guide 98-3.

Total or partial reproduction of this document is not allowed without the permit from PharmaHemp d.o.o. The document does not substitute any other legal document.

Date issued:

22/01/2024

Approved by:



mag. Janja Ahej  
Analytical Laboratory Manager

Authorized by:



dr. Boštjan Jančar  
Chief Technology Officer

End of Certificate